



ELECTRIC DISTRIBUTOR



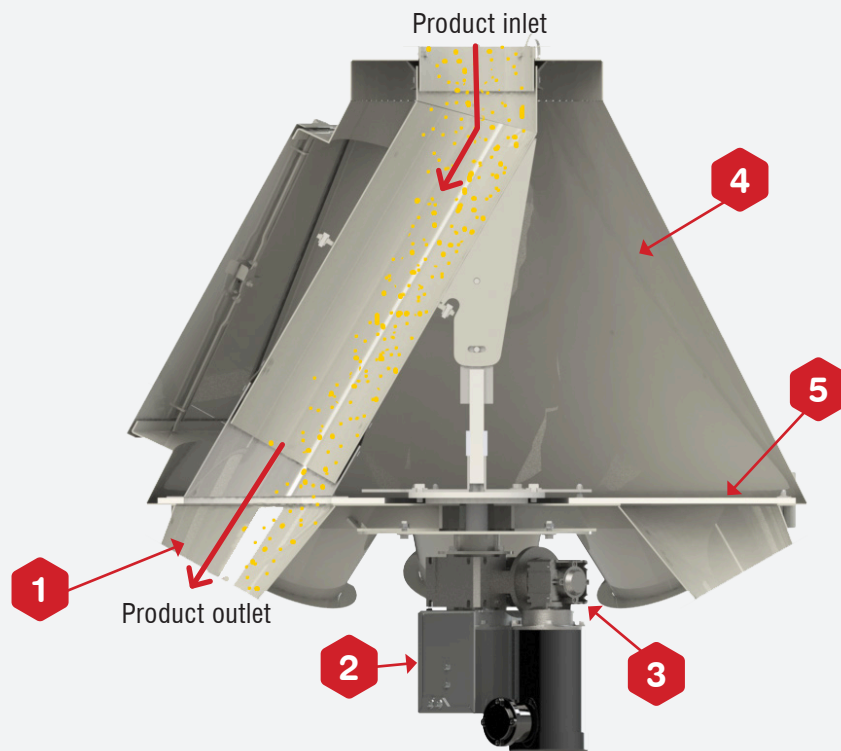
LMM
LAW-MAROT-MILPRO



ELECTRIC DISTRIBUTOR



MILPRO ELECTRIC DISTRIBUTORS are built with heavy-duty components in order to exceed industry standards. The inner rotating seal isolates the outlets that are not in use, eliminating any risk of cross-contamination. Constructed of a special polymer, this seal can be submitted to temperature extremes (high and low) without any loss of operating properties.



- 1** 4 to 32 outlets
6 to 24 inches spout diameter
Standard 60° spout, with 45° spout available
- 2** Absolute binary encoder provides precision for outlet selection
- 3** Direct drive for less maintenance

- 4** Standard carbon steel construction with available options:
 - Stainless steel for corrosion resistance
 - Hot galvanized for maximum durability
- 5** Inner rotating seal to prevent cross contamination. Includes an outlet inspection door


CAPACITY	3500 Bu/h 4355 ft ³ /h 89 mT/h**		5500 Bu/h 6845 pi ³ /h 140 mT/h**		8000 Bu/h 9956 pi ³ /h 200 mT/h**		14 000 Bu/h 17 426 pi ³ /h 350 mT/h**	
DIAMETER* (Outlets/Inlets)	8in		10in		12in		16in	
NUMBER OF OUTLETS*	Dia. (in.)	Height (in.)	Dia. (in.)	Height (in.)	Dia. (in.)	Height (in.)	Dia. (in.)	Height (in.)
4	33	35	35	36	44	44	53	52
6	33	35	47	46	44	44	52	52
8	41	42	47	46	55	53	66	64
10	49	49	56	54	65	62	96	90
12	57	55	65	62	76	71	114	105
16	74	70	84	79	106	92	130	116
20	90	87	103	95	134	116	161	140
24	107	102	121	111	160	138	175	112

* Other models available on demand

** Capacities based on a product at 45 lbs/ft³

*** Dimensions and weights are indicative and subject to change

Stainless steel construction for corrosion resistance or **hot galvanized construction** for maximum durability



Also available:

- Support structure
- Elevator support
- Access platform, inlet and outlet transitions... and more!

Other options*:

- Electric security door sensor for improved operator safety
- Explosion proof motor for hazardous situations
- Liner options for inlet and outlets made of anti-abrasive AR400 steel or Rhino Hyde
- Elbow spout made of anti-abrasive AR400 steel or stainless steel
- Distributor controller with panel

* Contact us if you have specific needs. Our engineering department would be glad to help you select or develop the components needed.



Law DRYERS

LAW Grain Dryers

- LAW grain dryers are available in sizes up to 500 tons per hour
- Ultra-low CO₂ emissions
- Safe and Low operating cost
- High efficiency design
- Air Recycling
- Totally enclosed design
- Low noise
- Mixed flow column
- Meets OSHA & confined space requirements




Marot CLEANERS

MAROT Rotary Cleaners

- Vibration free
- Low maintenance
- Heavy duty construction
- Variable pitch and speed
- Up to 500 t/h

Flat Screeners

- Lowest dynamic load in the industry
- Suspended carbon fiber rod design
- Low maintenance & operating cost
- Dual aspiration available
- Capacity up to 400 t/h
- Circular screening movement




Milpro PROCESS EQUIPMENT


Counterflow Cooler





Crumbler



Aspirator



Roller mill




Feed dresser



Single shaft mixer



Cyclone



Double shaft mixer

OTHER EQUIPMENT

- Distributors
- Bucket elevators
- Flat bottom drag conveyors
- Round bottom drag conveyors
- High Flight Flat bottom drag conveyors
- Screw conveyors
- Belt conveyors
- Vertical Hammer Mills
- Vertical mixers
- Mobile probe supports
- Hoppers
- Scale Hoppers



Immequip.com